

CONTEMPORARY STYLE OJIBWE MOCCASINS



by Biskakone from Waswaagoning

FLOWER
WAABIGWAN



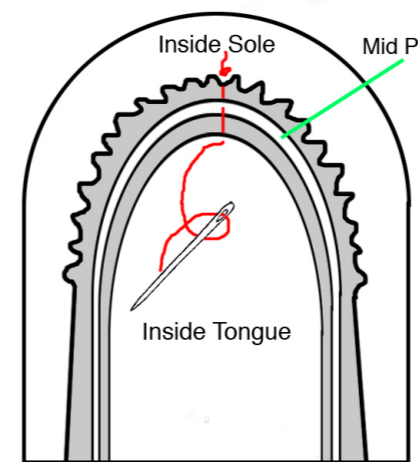
CUT
ONIKODAN

MOCCASINS

TO SEW
GASHKIGWAASO

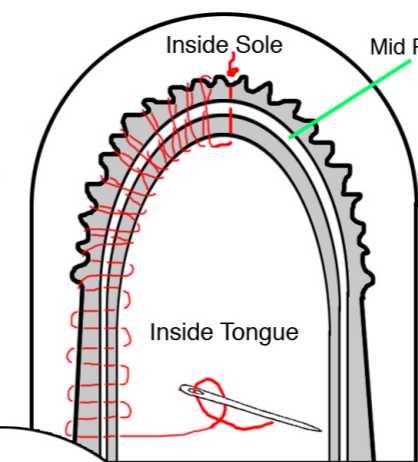
STEP 2. STARTING

Line up the center of the tongue, mid piece and the sole as pictured and start sewing them together.



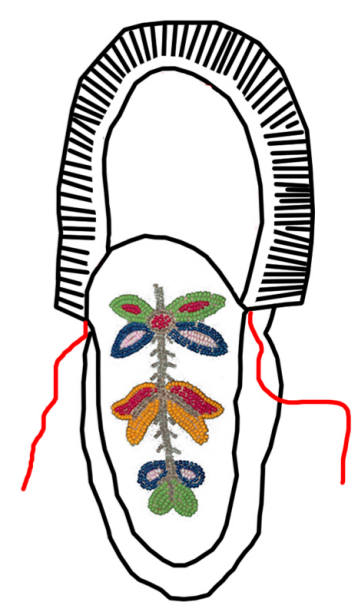
STEP 3. PUCKERS

Follow this diagram and make puckers with the sole. When you are finished with the left side then start at the center and do the right side as well.



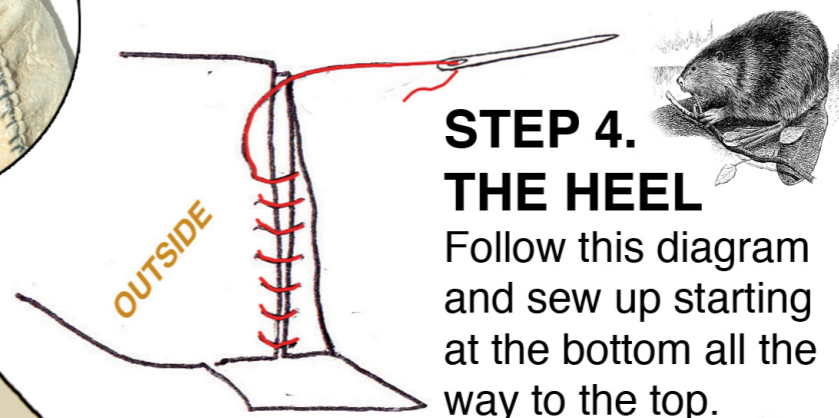
STEP 6. THE CUFF

Because we are using buckskin, we will have a buckskin cuff as well. Just fold down the sides of the sole and sew them down as pictured.



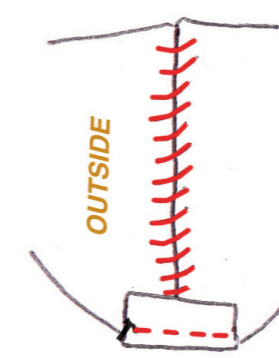
STEP 4. THE HEEL

Follow this diagram and sew up starting at the bottom all the way to the top.



STEP 5. THE FLAP

A simple straight stitch will seal the flap to the sole



STEP 7. FRINGES & TIES

Now you can leave the cuff plain or you can fringe it. Add the tie and you are finished!!

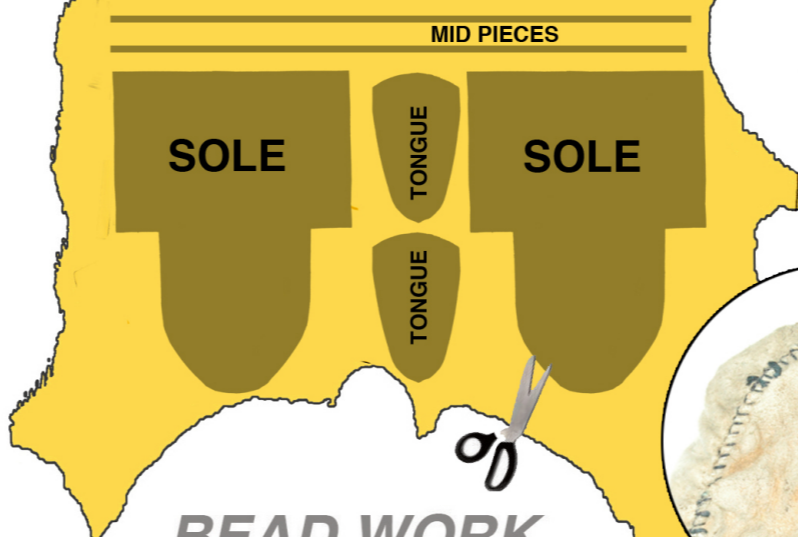
! YOU MAY WANT BEADWORK ON YOUR MOCS. ADD IT BEFORE YOU SEW IT TOGETHER!

TO MAKE MOCCASINS YOU WILL NEED:

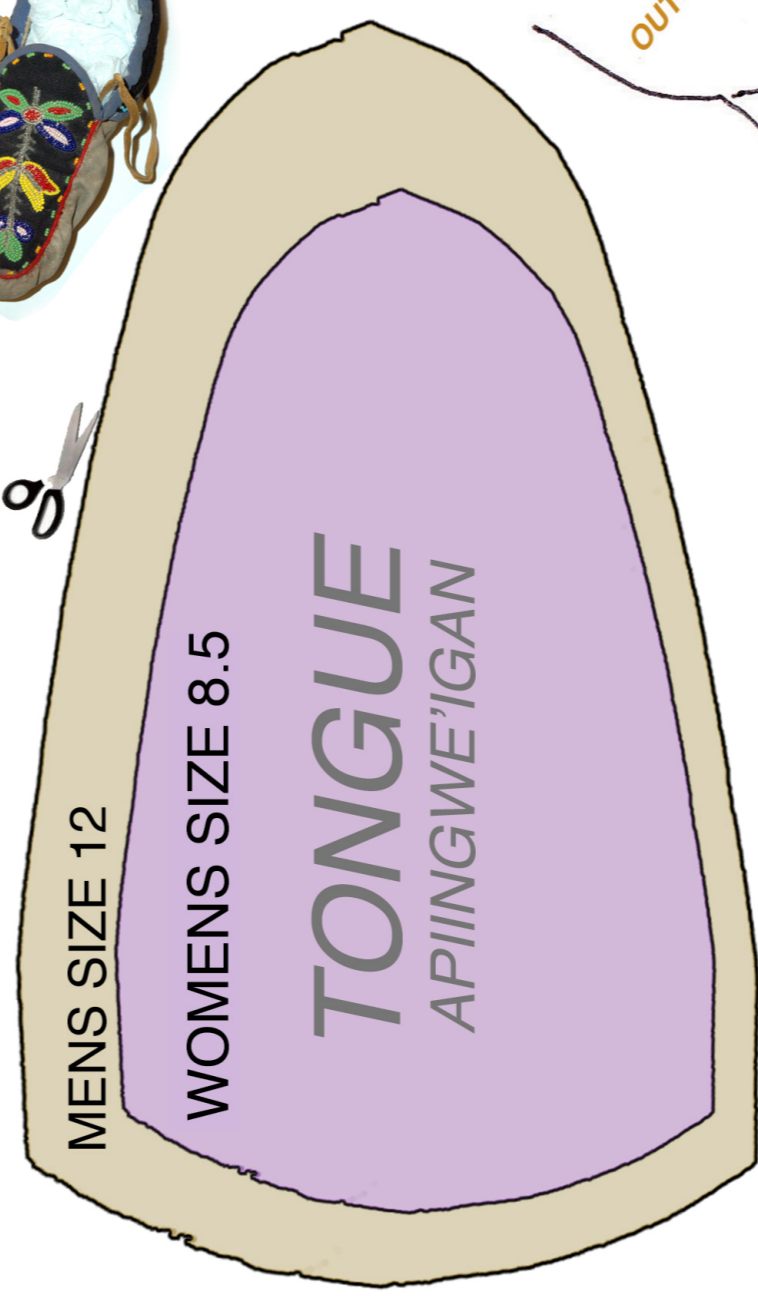
- moozhwaagan scissors
- asabaab thread or injitad sinew
- bashkwegin tanned hide
- zhaabonigan gloves needle
- ozhibi'iganaak pen or pencil

Most commercially tanned hides have a smooth and soft side. It is up to you to decide which side you want to be on the outside. Some people prefer the soft side because it looks a little more natural than the glossy smooth side. When cutting your bashkwegin please take your time and make every cut even and straight, thus you will have fine looking moccasins. These patterns can be copied and scaled on a scanner or xerox machine to fit your foot. If you want beadwork on these moccasins, please add it to the tongue and cuff before sewing it together. Any further Questions? Please Contact Biskakone. biskakone@yahoo.com

STEP 1. THE CUTS
Cut out the patterns to the left. You will have a total of 6 pieces. Trace them on the hide and cut them from the hide. Take time to make precise cuts.



BEAD WORK
MANIDOOMINENSIKAAN



USE SCANNER OR COPIER TO REDUCE OR INCREASE TO YOUR FOOT SIZE

SOLE
NAGAAKIZID



WOMENS SIZE 8.5



BEAD WORK
MANIDOOMINENSIKAAN

MENS SIZE 12