

# Nenda-gikendamang ningo-biboonagak

Anokii-Mazina'igan

**Teacher/Parent  
Edition**



# Niibin

The Nenda-gikendamang ningo-biboonagak activity workbook was developed as a companion to the monolingual Niibin (summer) storybook. Many of the activities revolve around outdoor events like: picking berries, gardening, and looking for insects. Readers will follow the storyline of Nigig (Otter) and Mikinaak (Snapping Turtle) as they harvest birch bark, and meet Makwa (Black Bear) picking blueberries. Soon Nigig and Makwa run into Waawaashkeshi (Whitetail Deer) working in his garden. The three have a discussion on how best to feed themselves over the winter.

In this answer book, you will find the translation of the story, which is approved by Anishinaabe speaker Larry “Amik” Smallwood, and a breakdown of all nouns and verbs used in the monolingual story. We also provided some basic verb charts and command paradigms to assist the expansion classroom curriculum, as well as helping parents to use the language in the home.

As an additional resource we have developed a Nenda-gikendamang ningo-biboonagak website that adds a modern element to our language activities. **See [www.glifwc-inwe.com](http://www.glifwc-inwe.com).**

These language resources are intended as a tool for Anishinnabemowin acquisition, and by no means are a replacement for our speakers and elders. The language in this project is that of the Southern Ojibwe dialect used in the Mille Lacs community.

You should always consult with your area speakers and elders to ensure proper representation of your specific dialect.


**Miigwech, and we hope you enjoy these resources.**

# Aaniindi da-minaman gimijiman?

Where do you find your food?

Draw a square

Gakakaabii'an

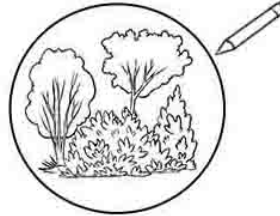


**Gitigaaning**

In the garden


Waawiyebii'an

Draw a circle



**Noopiming**

In the woods



Odatagaagominan

Blackberries



Miinan

Blueberries



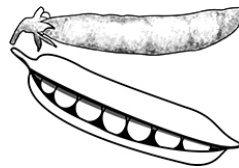
Okosimaan

Squash



Zhigaagawanzhiig

Onions




Anijiiminan

Peas



Gichi-oginiig

Tomatoes



Ode'iminan  
Strawberries



Miskominan  
Raspberries




Okaadaakoon

Carrots



Mandaaminag

Corn



Opiniig  
Potatoes



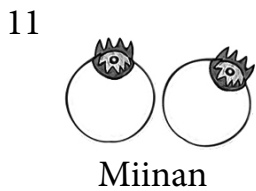

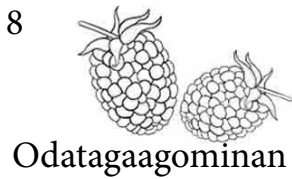
Gichi-aniibiishan

Cabbage

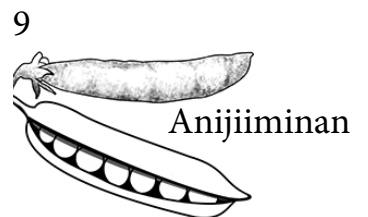
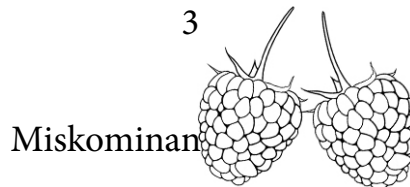
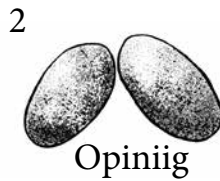
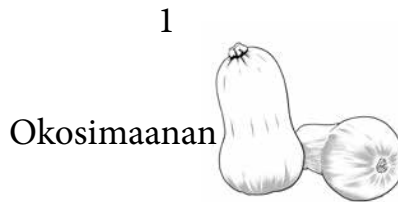
# Enanjigeyang Niibing



## Aazhegebii'an



## Niisibii'an





**Bagizo** S/he is swimming.

### Content questions

Awenen begizod?  
Who is swimming?

Amik bagizo.  
Amik is swimming.

Awenen Bekobiigwaashkwanid?  
Who is jumping into the water?


Nigig bakobiigwaashkwani.  
Nigig is jumping into the water

Aaniindi ategin mitigoonsan?  
Where are the sticks?

Mitigoonsan atewan agidibiig.  
The sticks are on top of the water.  
or  
Mitigoonsan agondewan.  
The sticks are floating in the water.

# Wawiiyebii'an ayaabadakin gitigeng.

Circle that which is used in the garden.



biigwakami'ga'igan (hoe), ditibidaabaan (wheelbarrow),  
jiishakamiga'igan (rake), minjikaawanag (gloves),  
makakoons (basket), gwaabawaawangwaan (shovel),  
desiiwakwaan (hat), nibii'akik (watering can),  
biiminakwaanens (string), chimoozhwaagan (garden shears)





## Goshko'aa

S/he is being startled.

### Content questions

Aaniin gaa-izhichiged a'aw Makwa?  
What was that Bear doing?

Makwa gii-mawinzo.  
The Bear was picking berries.


Awenenan gaa-koshko'ajin a'aw Makwa?  
Who did that Bear startle?

Makwa ogii-koshko'aan iniw Nigigoon.  
The Bear started that Otter.

Awegonen dekonang a'aw Makwa?  
What is Makwa holding?

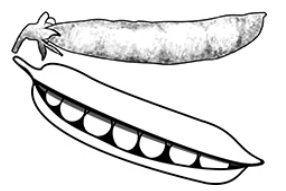


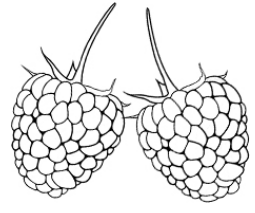
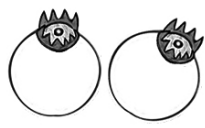

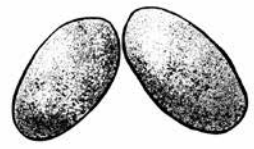

Makwa odakonaanan ini makakoon.  
The bear is holding the baskets.





**Please, can you  
help me get to  
the middle of the  
flower?**

F H N A Q D B T W P X J M K R C W L F Z  
 W E M V Z O K A A D A A K O O N O E I H  
 A F T V K D Z L D W B K M Y C R P M T T  
 B T W U X V D O R M D Y W A P D O F A C  
 G L I H Z N A W A G A A G I H Z W M D A  
 O O N A N I M O K S I M N K F J I N G T  
 B I D O N A H S I I B I I N A I H C I G  
 S R H A G C H C Z I Z U C S N A K M C T  
 X G V K T E E C Z C I J X A K G Z O H J  
 Y U B L X A G O K H J C N V M A A Y I N  
 D Y E R A F G D P X F Q H C V N N C O M  
 X J C P J W J A O I Z F A T O I I O G M  
 U D O K O S I M A A N A N M I M J S I A  
 R J S O E O E A X G F I N L O A I M N A  
 N A N I M I E D O U O B I H N A I Z I Z  
 X N X B V S S L F V U M G G X D M K I Y  
 R Z A Y B C R C K Z W I I V L N I P G R  
 V J V E W G E Y D J E N V N T A N Y W B  
 M C T P C A C C S M H S X Q A M A F V C  
 E Z L M A J M Z I C P F J F C N N N F P



# Gweyaakobii'an

**G B A A I N G M A W I A I G I K**

B I I G W A K A M I' G A' I G A N



Hoe

Wheelbarrow



**I D A I T A I N B A B A D**

D I T I B I D A A B A A N

**I A G I J A N K A G H I A S I M**

J I I S H A K A M I G A' I G A N



Rake

Gloves



**A I J G N A N I A M A K W**

M I N J I K A A W A N A G

**N K O A K S A M O**

M A K A K O O N S



Basket

Shovel



**B A G W N A W A W G A A N A W A A**

G W A A B A W A A W A N G W A A N

**W A W S A D N K I E A I**

D E S I I W A K W A A N



Hat

Water can



**I A K I B I K I N**

N I B I I A K I K

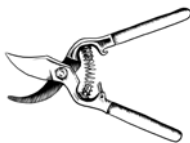
**I W E M A N S I A N B K I N A**

B I I M I N A K W A A N E N S



String

Garden shears



**Z A I O M G A C O W A H N H**

C H I M O O Z H W A A G A N



## Debibizh waabooz ! Catch the rabbit!

### Content questions

Awenen gemoodakiid?  
Who is stealing from the garden?

Waabooz gimoojimijime.  
The rabbit is stealing food.

Aaniin ezhichiged a'aw waabooz?  
What is that rabbit doing?

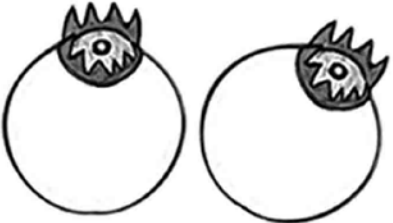




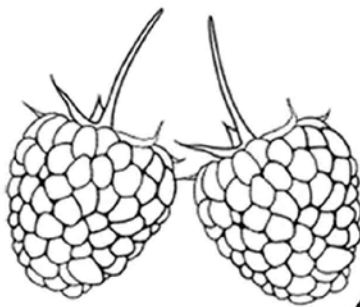
Gimoodakii a'aw waabooz.  
The rabbit is stealing from the garden

Awenen waa-tebibinaad iniw waaboozoon?  
Who will grab that rabbit?

Ganabaj owii-tebibinaan inw waaboozoon a'aw  
waagosh.  
Perhaps the fox will grab the rabbit.



Help me to collect  
my blueberries.

 <p>Blueberries</p>	 <p>Strawberries</p>
<b>Miinan</b>	<b>Ode'iminan</b>
 <p>Tomatoes</p>	 <p>Corn</p>
<b>Gichi-oginiig</b>	<b>Mandaaminag</b>
 <p>Squash</p>	 <p>Raspberries</p>
<b>Okosimaan</b>	<b>Miskominan</b>

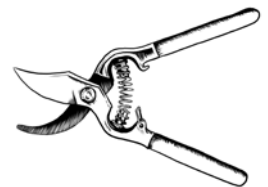


**Mazinibii'an Wezhibii'gaadegin  
mijiman.**

Draw the food that is labeled.



N	I	A	L	Y	A	U	Q	T	Y	V	M	T	Q	H	D	Z	N
A	C	F	P	O	W	H	M	R	C	N	S	O	G	I	N	G	A
A	F	O	C	F	Z	Z	W	E	H	A	W	N	G	G	A	Y	A
W	Q	J	C	V	C	C	F	M	T	G	I	A	E	Q	A	U	W
K	O	G	U	Y	J	K	F	S	J	A	N	S	Q	V	B	Q	G
A	N	Q	L	J	Z	U	L	C	I	A	C	N	B	H	A	S	N
W	Y	Q	V	Q	H	L	B	R	W	W	S	Q	O	O	A	V	A
I	O	W	F	Z	P	J	B	A	Q	H	J	F	S	W	D	V	W
I	B	M	Z	S	X	A	A	Z	I	Z	K	T	D	F	I	X	A
S	U	R	G	F	L	K	S	G	W	O	A	Q	B	D	B	N	A
E	H	A	W	C	I	T	Q	I	P	O	Z	F	D	B	I	U	W
D	D	X	R	J	R	K	R	S	F	M	L	E	H	B	T	M	A
S	N	E	N	A	A	W	K	A	N	I	M	I	B	I	Z	B	
C	I	D	Z	J	P	E	G	P	H	E	I	L	X	D	N	A	
X	M	L	X	B	F	X	N	V	R	C	A	M	M	O	E	W	A
E	N	A	G	I	A	G	I	M	A	K	A	H	S	I	I	J	W
B	I	I	G	W	A	K	A	M	I	G	A	I	G	A	N	M	G
V	E	L	P	M	A	K	A	K	O	O	N	S	D	C	C	J	X



# Adatebii'an

Color it



Waabigwan misko-aditebii'an.

Color the flowers red.



Miinan ozaawashko-aditebii'an.

Color the berries blue.



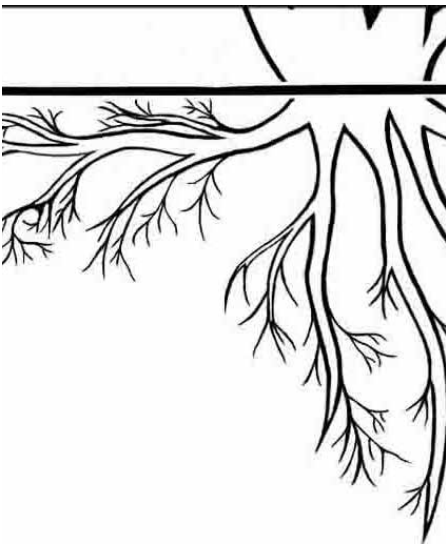
Wadikwaans ozaawi'-aditebii'an.

Color the stem brown.



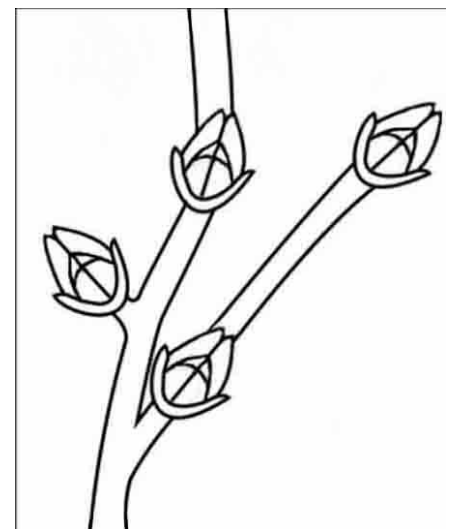
Aniibiishan  
ashkibagwaandewibii'an.

Color the leaves green.



Ojiibikan ozaawi'-aditebii'an.

Color the roots yellow.



Zaagibagaawinan  
zhoominaandebii'an.

Color the buds purple.



# Aayaanikoobii'an daataangibii'igaadeg.

Connect the dots.






Memengwaa

Butterfly

# Epiichiging - That which grows to a certain extent .




Mazinibii'an ezhi-nitaawiging - Draw how it grows.

1 	2 	3 
--	---	--

**Miinikaan**  
It is a seed.

**Maajiizaagigin**  
The seed sprouts.

**Zaagakii**  
It sprouts up.

4 	5 	6 
---	--	---

**Maajigin**  
It grows to a certain extent.

**Baashkibagaa**  
It is budding with flowers.

**Giizhigin**  
It bears fruit.

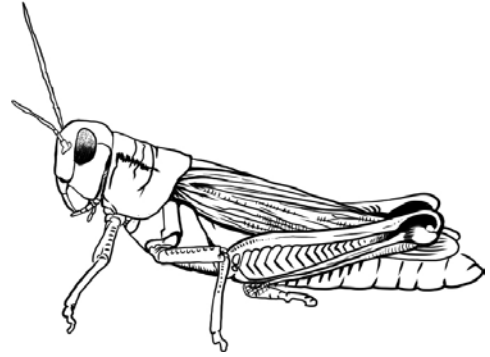
		
---	--	---

# Bebaamisejig Manidoonsag

Flying Insects



Oboodashkwaanishiinh



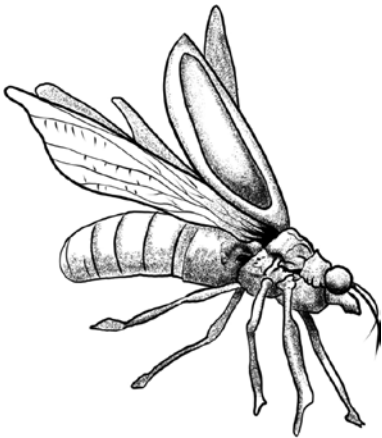
Bapakine



Aamoo



Zagime



Waawaatesi



Memengwaa

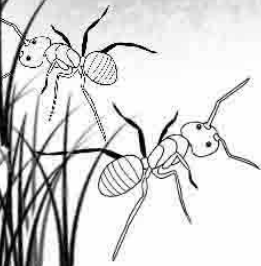
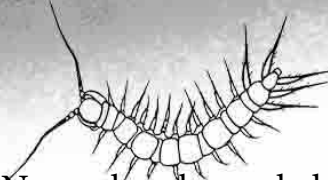
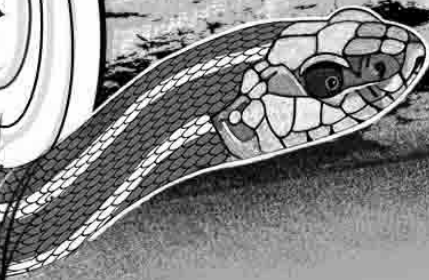


Mooskinebii'an ima bizhishigwaag.

Fill in the blank.

a, aa, e, i, ii, o, oo

# Awenen ge-mikawad anaamaatigong?

Who is found underneath  
the log?



Ginebig, Moose, Nengodwaakogaaded, Enigoons,  
Ditibimanidoons

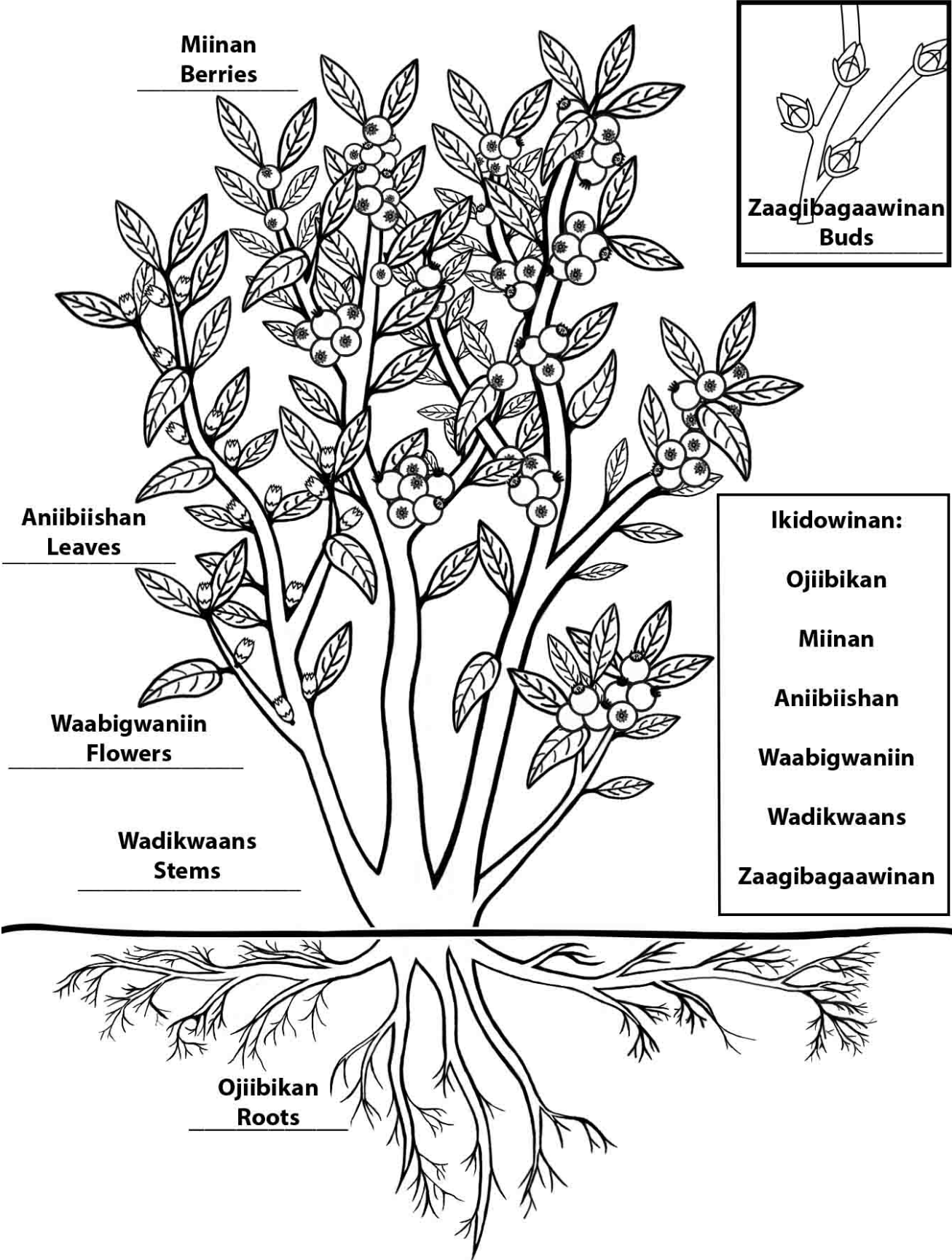
**daa anaamaatigong. (Dwells under the log.)**

**Gaawiin daasiin**      Makwa, Opichi, Ojiins, Zagime, Ininishib  
**anaamaatigong. (Does not dwell under the log.)**


Wiinzowinan ( Names): Makwa (Bear), Opichi (Robin), Ginebig (Snake), Moose (**Worm**),  
Nengodwaakogaaded (Centipede), Enigoons (Ant), Oojiins, (Fly) Ininishib (Mallard),  
Zagime (Mosquito), Ditibimanidoons (Pill bug)

# Wiindan gakina gegoo ima miinagaawanzhiing.

Label everything on the blueberry plant.



# Waabigwan dibishkoo ozhibii'igaans, gwayakobii'an ikidowin.




N I I B I N

Summer




O D E I M I N I K E

S/he is picking strawberries



M I I N I K A A

There is an abundance of blueberries



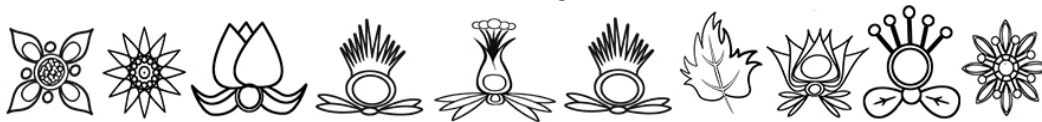
G I T I G E

S/he is gardening.




M I N O P O G O Z I

S/he tastes good




M I N O P O G W A D

It tastes good



B A G I Z O

S/he is swimming



# Aayaanikoobii'an daataangibii'igaadeg

## Nenookaasi

Nenookaase\*

\*Speaker variant

Hummingbird





# Waabigwanikaa

Speaker variant; Waabigonikaa

There are plenty of flowers.

## Content questions

Aaniin minik wayaabandaman iniw waabigwaniin?  
How many flowers do you see?

Naananon iniw waabigwaniin.  
There are five of those flowers.

Aaniin waanzod a'aw bineshiinh?  
What is the name of that bird?

Nenookaasi wiinzo a'aw bineshiinh.  
That bird's name is Nenookaase.

Aaniin waanzod a'aw manidoons?  
What's the name of that insect?

Aamoo wiinzo a'aw manidoons.  
Bee is the name of that insect.

Awenen menopidang iniw waabigwaniin?  
Who likes the taste of the flowers.

Nenookaase ominopidaan iniw waabigwaniin.  
Hummingbird likes the taste of those flowers.



Directions for how this is used:

We have provided a translation from the speaker and have broken down the verbs and nouns into classifications.

## Scene 1

“Aaay! Gigii-piindaakoojige na jibwaa-bagizoyan?”

“Eya! Gizhaate geget noongom!”

“Ooh, geget! Nibabaa-anokii niin!”

“Aaay! Did you make a tobacco offering before you went swimming?”

“Yes! It’s surely hot today!”

“Ooh, absolutely! I am going about working!”

Biindaakoojige; s/he makes a tobacco offering (vai)

Bagizo; s/he swims (vai)

Gizhaate; it is hot (outside) (vii)

Anokii; s/he works (vai)

Eya; yes (pc)

Geget; sure, certainly, indeed (adv)

Noongom; now, today, presently (adv)

Jibwaa; before (pv)

## Scene 2

“Aay! Mikinaak! Aaniin enakamigiziyan?”

“Ooh, indasemaake jibwaa-mamooyaan o’ow wiigwaas!”

“Aaniin waa-inaabajitooyan wiigwaas?”

“Niwii-nanaa’itamawaa nizhishenh ojiimaan.”

“Aay! Snapping Turtle! What exactly are you doing?”

“Ooh I’m making a tobacco offering before I pick this birch bark!”

“How are you going to use the birch bark?”

“I’m going to fix my uncles canoe.”

Mikinaak; snapping turtle (na)

Aaniin; how, in what way, why, greetings, hello (adv) (pc)

Inakamigizi; s/he does things a certain way (vai)

Asemaake; s/he makes a tobacco offering (vai)

Jibwaa; before (pv)

Mamoon; pick something (vti)

Wiigwaas; birch bark (ni)

Aabajitoon; use something a certain way (vti)

Nanaa’itamaw; fix, repair (it) for h/ (vta)

Nizhishenh; my uncle (nad)

Jiimaan; boat, canoe (ni)

## Scene 3

“Nashke niijii, akawe niwii-enaabiizhwaa, mii dash ge-izhi-bakweshkaamagak I’iw wiigwaas! Mii apii bekweshkaamagak wiigwaas chi-gizhaateg!”

“You see my friend, first I am going to make an incision, and then the birch bark comes off in one piece! It’s at this time when it is really hot, the birch bark comes off!”

Nashke; look! (pc disc)

Nijjii; my friend (nad)

Akawe; first of all (adv tmp)

Enaabizh (speaker variant), Inaabizh; cut someone in a certain way or pattern (vta)

Mii; it is thus that, it is that... (adv pred)

Dash; but; and, and then (adv conj)

Izhi; in a certain way (pv rel)

Bakweshkaamagad; it comes off in pieces (vii)

Wiigwaas; birch bark (ni)

Gizhaate; it is hot (outside) (vii)

## Scene 4

“Ahaw, Niwii-o-nakweshkawaa nizhishenh azhigwa.”

“Giga-waabamin naagaj, Mikinaak!”

“I’m going to go meet with my uncle now”

“I’ll see you later, Minikinaak”

Ahaw; okay (pc)

Nakweshkaw; meet him/her (vta)

Nizhishenh; my uncle (nad)

Azhigwa; already, at this time, now (adv tmp)

Waabam; see someone (vta)

Naagaj; late (adv qnt)

Mikinaak; snapping turtle (na)

## Scene 5

“Aaniin Nigig!!”

“Yay, Makwa! Gigoshko!”

“Oooh, anishaa nibabaa-mawinz! Minopogwadoon azhigwa miinan!”

“Hello Otter!!”

“Yiii, Bear! You startled me!”

“Oooh I’m just going about picking berries! The berries are tasting good right about now.”

Aaniin; greetings, hello

Nigig; otter (na)

Makwa; bear (na)

Goshko’; surprise, startle someone (vta)

Anishaa; just for fun, without purpose (adv man)

Babaa; going around (pv dir)

Mawinzo; s/he picks berries (vai)

Minopogwad; it taste good (vii)

Azhigwa; already, at this time, now (adv tmp)

Miin; blueberry (ni)

## Scene 6

Geget igo aapiji ominopidaanaawaa gaye wiinawaa waabigwaniin a’aw Nenookaase miinawaa Aamoo!

Also, that Hummingbird and Bee like the taste of those flowers!

Minopidan; like the taste of something (vti)

Gaye; as for, also, too (adv conj)

Wiinawaa; them, they (pron per)

Waabigwan; flower (ni)

Nenookaase; (speaker variant), Nenookaasi; hummingbird (na)

Miinawaa; and, again (adv conj)

Aamoo; bee, wasp (na)

Geget; sure, certainly, indeed (adv)

## Scene 7

“He Waawaashkeshi! Anishaa ima gigichi-anokii’idiz!”

“Nawaj wenipanad bagwaj! Miinawaa nawaj minopogwadoon!”

Hey Deer! You’re just really working yourself there!”

“It’s easier in the woods! And there are more tasty eats too!”

Waawaashkeshi; deer (na)

Anishaa; just for fun, without purpose (adv man)

Ima (speaker variant), Imaa: there (adv loc) \*

Anokii’idizo; s/he make oneself work (vai)

Nawaj; more (adv deg)

Wenipanad; it is easy (vii)

Bagwaj; in the wilderness (adv loc)

Miinawaa; and, again (adv conj)

Minopogwad; it taste good (vii)

## Scene 8

“Inashke niin, nimiiniman minik eyaamaan!!,” ikido Makwa.

“Niin niibowa bakaan inga-inanjige dagwaagig,” ikido Waawaashkeshi.

“Mii niin da-de-gawanaandamaambaan jibwaa-dagwaagig!”, ikido Nigig.

“See all the berries I have!!” Says Bear.

“I will have a lot of different food to eat in the fall.” say Deer.

“I would starve before Fall!!!” says Otter.

Inashke; Look! (pc disc)

Niin; I, me, myself (pron per)

Miin; blueberry (ni)

Minik; a certain amount, so much, so many (adv qnt)

Ayaan; have something, own it (vti)

Niibowa; a lot, many (adv qnt)

Bakaan; different (adv man)

Inanjige; s/he eat a certain way, has a diet (vai)

Dagwaagin; it is autumn (vii)

Gawanaandam; s/he starves (vai)

## Scene 9

“He, Waawaashkeshi! Gigimoodimig Waabooz gimijim!”

“Hey, Deer! Rabbit is stealing your food!”

Gimoodim; steal from h/ (vta)

Waabooz; rabbit (na)

Mijim; food (ni)

## Scene 10

“Ahaw! Ga-waabamigoo wayiiba miinawaa!”

“Tayaa! Ganabaj ninandwaasigoo!”

“Niwii-maajiibattoo!” ikido Waawaashkeshi.

“Enigok ayaangwaamizin!,” ikido Nigig

“Alright, see you again soon!”

“Drat! They’re shining me up! I’m going to start running off!,” says Deer.

“You take care of yourself!,” says Otter.

Ahaw; okay (pc)

Waabam; see h/ (vta)

Wayiiba; soon, early, in a little while (adv temp)

Miinawaa; and, again (adv conj)

Tayaa; exclamation of distain (pc)

Ganabaj; perhaps, maybe (adv man)

Maajiibattoo; s/he starts to run off (vai)


Enigok; harder; with effort (adv man)

Ayaangwaamizi; she take care, is cautious (vai)

Ikido; she says (vai)

Nigig; otter (na)

Nandwaas; shine someone/search for someone using a light (vta)



VTA stems are in the singular command form.		
	<b>Miizh</b> (verb stem)	give something to him/her/them
<b>gego -aaken</b>	<b>gego miinaaaken*</b>	don't give something to him/her/them
<b>-ishin</b>	miizhishin	give something to me
<b>gego -ishiken</b>	<b>gego miizhishiken</b>	don't give something to me
<b>ishig</b>	miizhishig	you (plural) give something to me
<b>gego -ishikegon</b>	<b>gego miizhishikegon</b>	don't you (plural) give something to me
<b>-ishinaam</b>	miizhishinaam	give something to us
<b>gego -ishikaangen</b>	<b>gego miizhishikaangen</b>	don't give something to us
<b>-ik</b>	miinik*	you (plural) give something to him/her/them
<b>gego -aakegon</b>	<b>gego miinaakegon*</b>	don't you (plural) give something to him/her/them
<b>-aadaa</b>	miinaadaa*	let's give something to him/her
<b>gego -aasiidaa</b>	<b>gego miinaasiidaa*</b>	let's not give something to him/her
<b>-aadaanig</b>	miinaadaanig*	let's give something to them
<b>gego -aasiidaanig</b>	<b>gego miinaasiidaanig*</b>	let's not give something to them

\*VTA stems that end in **-zh** change to **-n** when the first person (speaker) is not involved in the action.

Possessive Animate Nouns				
	Animate Singular		Animate Plural	
	Daabaan - a car			
My	ni-	nindakik	ni - ag	nindakikoog
Your	gi-	gidakik	gi - ag	gidakikoog
His/her	o -- an	odakikoon	o - an	odakikoon
Our (excl.)	ni -- inaan	nindakikinaan	ni - inaanig	nindakikinaanig
our (incl.)	gi -- inaan	gidakikinaan	gi -- inaanig	gidakikinaanig
Your (plural)	gi -- iwaa	gidakikiwaa	gi -- iwaag	gidakikiwaag
Their	o -- iwaan	odakikiwaan	o -- iwaan	odakikiwaan

Possessive nouns with extra emphasis (optional)				
	Animate Singular		Animate Plural	
	Akik - a pail, a bucket			
My	ni -- im	nindakikim	ni -- imag	nindakikimag
Your	gi -- im	gidakikim	gi -- imag	gidakikimag
His/her	o -- iman	odakikiman	o -- iman	odakikiman
Our (excl.)	ni -- iminaan	nindakikimaan	ni -- iminaanig	nindakikimaanig
Our (incl.)	gi -- iminaan	gidakikimaan	gi -- iminaanig	gidakikimaanig
Your (plural)	gi -- imiwaa	gidakikimiwaa	gi -- imiwaag	gidakikimiwaag
Their	o -- imiwaan	odakikimiwaan	o -- imiwaan	odakikimiwaan

Possessive Inanimate Nouns				
	Inanimate Singular		Inanimate Plural	
	Wiigwaas - birch bark			
My	ni -	niwiigwaas	ni - an	niwiigwaasan
Your	gi -	giwiigwaas	gi - an	giwiigwaasan
His/her	o -	owiigwaas	o - an	owiigwaasan
Our (excl.)	ni -- inaan	niwiigwaasinaan	ni -- inaanin	niwiigwaasinaanin
Our (Incl.)	gi -- inaan	giwiigwaasinaan	gi -- inaanin	giwiigwaasinaanin
Your (plural)	gi -- iwaa	giwiigwaasiwaa	gi -- iwaan	giwiigwaasiwaan
Their	o -- iwaa	owiigwaasiwaa	o -- iwaan	owiigwaasiwaan

## Pronunciation Exercise

	A	I	O	AA	II	OO	E
B	ba	bi	bo	baa	biit	boo	be
Ch	cha	chi	cho	chaa	chiii	choo	che
D	da	di	do	daa	diit	doo	de
G	ga	gi	go	gaa	giii	goo	ge
H	ha	hi	ho	haa	hiit	hoo	he
J	ja	ji	jo	jaa	jiii	joo	je
K	ka	ki	ko	kaa	kiii	koo	ke
M	ma	mi	mo	maa	miit	moo	me
N	na	ni	no	naa	niit	noo	ne
P	pa	pi	po	paa	piit	poo	pe
S	sa	si	so	saa	siii	soo	se
Sh	sha	shi	sho	shaa	shiii	shoo	she
T	ta	ti	to	taa	tiit	too	te
W	wa	wi	wo	waa	wiii	woo	we
Y	ya	yi	yo	yaa	yiii	yoo	ye
Z	za	zi	zo	zaa	ziiit	zoo	ze
Zh	zha	zhi	zho	zhaa	zhiii	zhoo	zhe

### Command Forms for VAI Verbs

English	Ending	Bagizo – S/he is swimming	Ezhishin – S/he leaves a mark	Minwendam – s/he is happy, has a good time
		verb end in a vowel	verb ending in a "n"	verb ending in a "m"
You singular ...	- n	bagizon	ezhishinin	minwenda (note that the "m" turns to a "n")
You plural ...	-g, ook	bagizog	ezhishinook	minwendamook
Lets ...	- daa	bagizodaa	ezhishindaa	minwendandaa (note that the "m" turns to a "n")

### Command forms for Negative VAI Verbs

\* For forbidding commands you need to add the word "gego" to the beginning

Don't singular ...	- ken, gen	<b>gego</b> biinichige <b>ken</b>	<b>gego</b> ezhishin <b>gen</b>	<b>gego</b> minwendan <b>gen</b>
Don't plural ...	- kegon, gegon	<b>gego</b> biinichige <b>kegon</b>	<b>gego</b> ezhishin <b>gegon</b>	<b>gego</b> minwendan <b>gegon</b>
Let's not ...	- siidaa, ziidaa	<b>gego</b> biinichige <b>siidaa</b>	<b>gego</b> ezhishin <b>ziidaa</b>	<b>gego</b> minwendan <b>ziidaa</b>

**Notes:**

# Available Resources

Many language resources are available including language books, CDs, dictionaries, and the internet.

The GLIFWC web page at - <http://www.glifwc.org/LanguageCulture/language.html> lists some of the language resources that are available.

Language resources include:

A Concise Dictionary of Minnesota Ojibwe

*Authors: John D. Nichols and Earl Nyholm*

Ezhichigeyang - Ojibwe Word List

*Authors: Nancy Jones, Gordon Jourdain, Rose Tainter*

Aaniin Ekidong - Ojibwe Vocabulary Project

*Authors: Lawrence Moose, Mary Moose, Gordon Jourdain, Marlene Stately, Leona Wakonabo, Eugene Stillday, Anna Gibbs, Rosemarie DeBungie, Nancy Jones*

Anishinaabe Thesaurus

*Author: Basil H. Johnston*

Ambe, Ojibwemodaaa Endaayang! - Come on, Let's Talk Ojibwe at Home!

*Authors: Jessie Clark (Mookwewidamokwe),  
Rick Gresczyk (Gwayakogaabo)*

Online websites include, but are not limited to:

<http://ojibwe.lib.umn.edu/>

<http://www.bemidjistate.edu/airc/oshkaabewis/issues/>

<http://ojibwelanguage.podomatic.com/>

<http://barbaranolan.com/>

<http://anishinaabemdaa.com/>

In addition, the Nenda-gikendamang ningo-biboonagak companion website at [www.glifwc-inwe.com](http://www.glifwc-inwe.com) provides games and printable activities that students can use to strengthen their language skills.

Of course, the best resource of all are the speakers and elders in your community. We strongly recommend that you utilize them as much as you can.



# **Nenda-gikendamang ningo-biboonagak Niibin**

**Language Specialist/Artist – Niyogiizhig (Wesley Ballinger)**

**Language Specialist/Art Assistant – Giniw (Levi Tadgerson)**

**Elder/Speaker Consultant – Amik (Larry Smallwood)**

**Inter-media Web Designer – Melissa Maund Rasmussen**

**Intern - Nigaanigiizhikgokwe (Florence Powless)**

**Project Director/Layout – Nigaanigiizhig (H. James St. Arnold)**

**Visit [www.glifwc-inwe.com](http://www.glifwc-inwe.com) for additional  
learning activities and resources.**



**This publication was funded through a grant from the  
Administration for Native Americans (ANA), ACF,  
U.S. Department of Health and Human Services.**